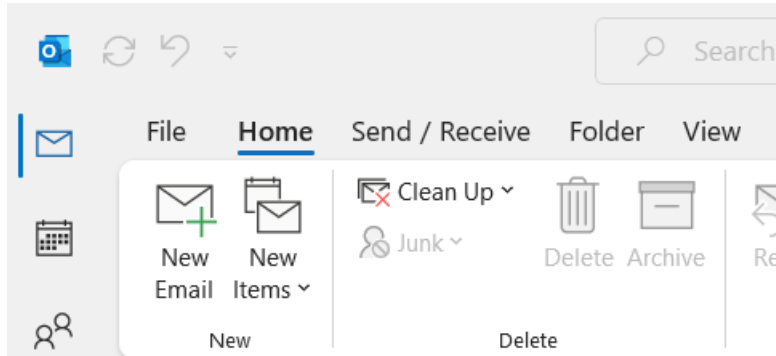
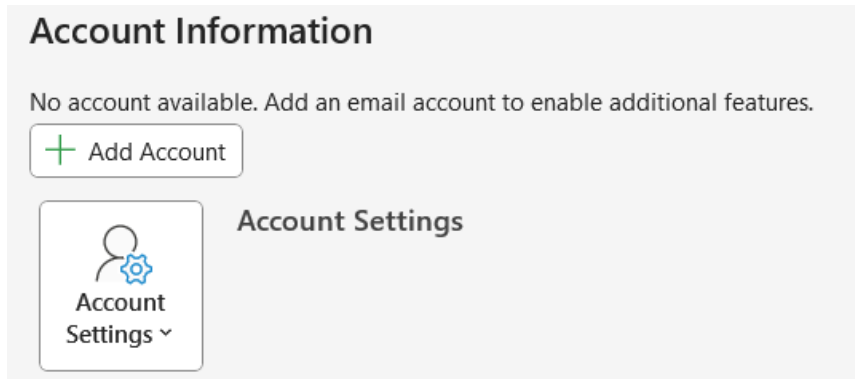


Microsoft Outlook IMAP Setup Guide



Open Microsoft Outlook and click on the **FILE** option in the top left corner.



Click **Add Account**.



Email address

Advanced options ^








Let me set up my account manually

Connect

Enter your entire **1791.com** email address in the Email Address field, Click on **Advanced Options** and check the **Let me set up my account manually option** then click **Connect**.



Advanced setup

-  Microsoft 365
-  Outlook.com
-  Exchange
-  Google
-  POP
-  IMAP
-  Exchange 2013 or earlier

Select **IMAP**.

Password

Enter your **1791.com** account password and click **Connect** at the bottom. Your account will connect within several minutes and emails will start to download and you're ready to go! Enjoy your account.